



CLASS PREP-2 EVS PLANNER TERM-2

Session 2025-26

FORMATIVE ASSESSMENT-2

Plants and Trees

Animals



FORMATIVE ASSESSMENT-3

Birds

Insects and Reptiles

SUMMATIVE ASSESSMENT-2

Plants and Trees

Animals

Birds

Insects and Reptiles

People Who Help Us

Good Manners

Save Our Planets



Lesson Overview – 16: Plants and Trees

Day and Planned Date	Page No.	KC No.	Daily Learning Outcome(s)	Teaching Strategies	Resources	Practice	Tea
1 DD/MM/YYYY	75	16.a 16.b	• Know different plants and trees	• Outdoor Learning • Reading Aloud	• TB	–	
2 DD/MM/YYYY	76	16.d	• Know the different uses of plants	• Circle Time • Reading Aloud	• Rhymes Book • TB	–	
3 DD/MM/YYYY	77	16.c	• Match the similar plants and trees	• Circle Time • Practice	• IMAX Chart of Plants and Trees • TB	TB: Pg. 77	
4 DD/MM/YYYY	78	16.d	• Know the different uses of trees	• Circle Time • Reading Aloud	• TB	–	
5 DD/MM/YYYY	79	16.d	• Mark the uses of plants and trees	• Practice	• TB	TB: Pg. 79	

16) Plants and Trees

Plants in My World

You have seen different plants and trees around you. Do they look the same?

Trees

A few trees are big and tall with hard bodies and branches such as these.



Mango



Coconut



Pine

Plants

A few plants grow by spreading on the ground. They have stems that are thin and not strong enough to stand straight such as these.



Pumpkin



Watermelon

Uses of Plants

A few thin stemmed plants climb up with the support of sticks or other trees such as these. They are called climbers.



Money Plant



Grape Vine

A few very small plants are used for cooking or as medicinal plants such as these.



Mint



Coriander

A few plants are short and bushy such as these.



Rose



Marigold

81

Uses of Trees

Let us learn about the uses of trees.



Trees give us shade.



Trees give shelter to birds.



Trees give us medicine and clean air.




Trees give us flowers, fruits and vegetables.

83


Mark Uses of Plants and Trees

Tick (✓) the pictures that show the uses of plants and trees.




Shade and Clean Air

☐




Milk

☐




Plastic Toy Car

☐




Flowers

☐




Egg

☐




Flower Garlands

☐



Medicines

☐



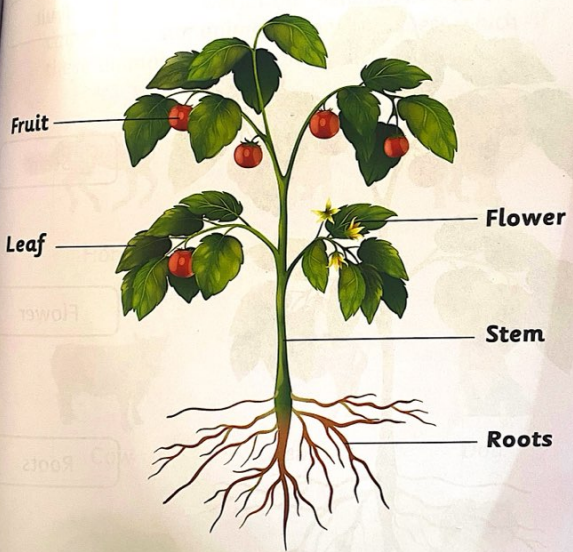
Fruits and Vegetables

☐

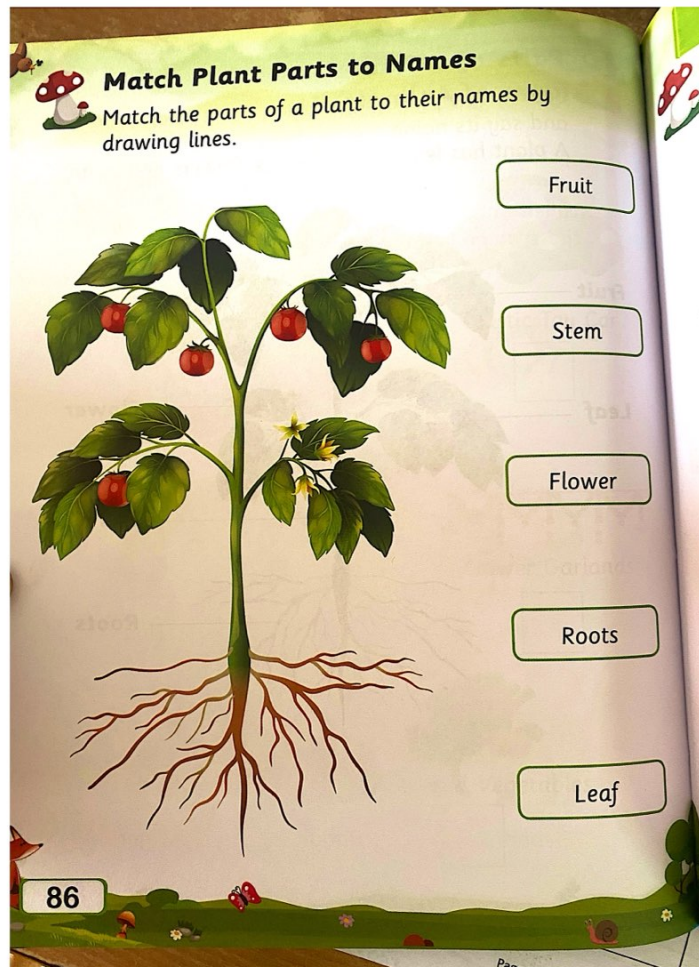
84

Parts of a Plant

Look at the picture of a plant. Point to each part and say its name.
A plant has leaves, stem, roots, flowers and fruits.



85



Reflection		
	Suggested questions to test the key concept(s)	Key Concept(s)
1	Can you tell which one is a plant? (Show a picture of a garden that has plants and trees.)	Day 1 - Know the difference between plants and trees
2	Can you name any three trees?	Day 1 - Name different plants and trees
3	Can you name any two climbers?	Day 2 - Know the difference between climbers and plants which spread on the ground
4	Can you name any two uses of plants?	Day 4 - Know the different uses of plants and trees
5	Can you name the different parts of a plant?	Day 6 - Know the different parts of a plant

Lesson Overview – 17: Animals

Day and planned Date	Page No.	KC No.	Daily Learning Outcome(s)	Teaching Strategies	Resources	Practice	Teacher
1 DD/MM/YYYY	82-83	17.a 17.b	<ul style="list-style-type: none"> Know the different domestic and forest animals 	<ul style="list-style-type: none"> Circle Time Practice 	<ul style="list-style-type: none"> TB IMAX Augmented Reality Cards of rabbit, zebra, elephant and lion 	TB: Pg. 83	
2 DD/MM/YYYY	84	17.c	<ul style="list-style-type: none"> Know the young ones of animals 	<ul style="list-style-type: none"> Circle Time Reading Aloud 	<ul style="list-style-type: none"> Stories Book TB 	—	
3 DD/MM/YYYY	85	17.c	<ul style="list-style-type: none"> Match the animals to their young ones 	<ul style="list-style-type: none"> Reading Aloud Practice 	<ul style="list-style-type: none"> TB Stories Book IMAX Storytelling Puppets 	TB: Pg. 85	
4 DD/MM/YYYY	86	17.d	<ul style="list-style-type: none"> Know the different uses of animals 	<ul style="list-style-type: none"> Circle Time Reading Aloud 	<ul style="list-style-type: none"> TB Rhymes Book 	—	
5 DD/MM/YYYY	87	17.d	<ul style="list-style-type: none"> Match the animals to the help provided by them 	<ul style="list-style-type: none"> Practice Activity 	<ul style="list-style-type: none"> TB AB Cotton balls Glue 	TB: Pg. 87 AB: Pg. 37	

17) Animals

Types of Animals

Animals can be of different types. Animals which live in the forest are called wild animals. Animals which can be found in our neighbourhood are called domestic animals. Can you guess which of these animals are wild and which are domestic?



Horse



Cat



Lion



Cow



Zebra



Dog



Elephant



Rabbit



Tiger

87

Mark the Wild Animals

Circle (O) the wild animal in each row.

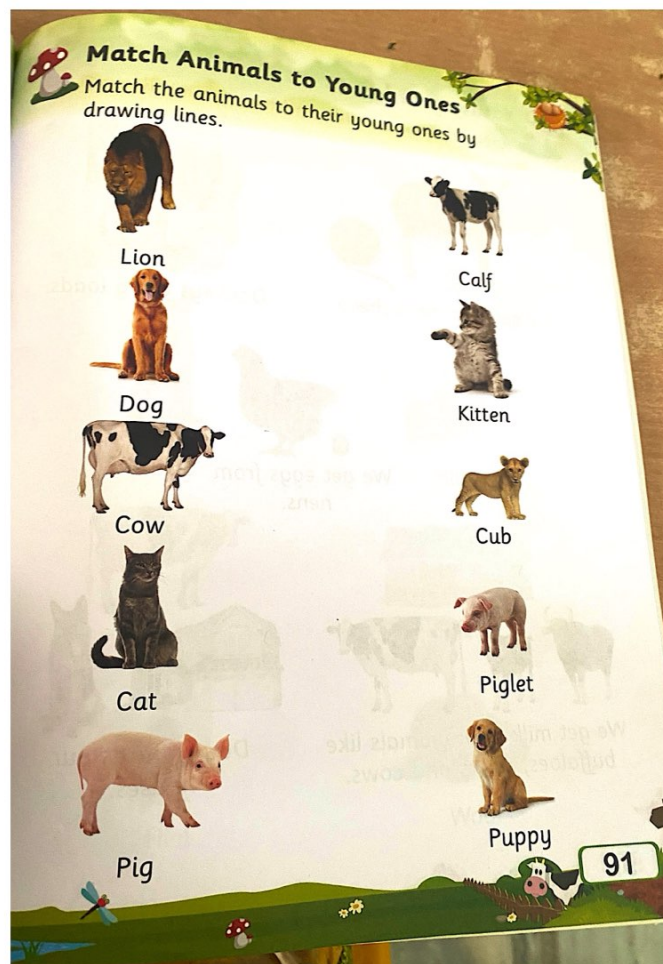
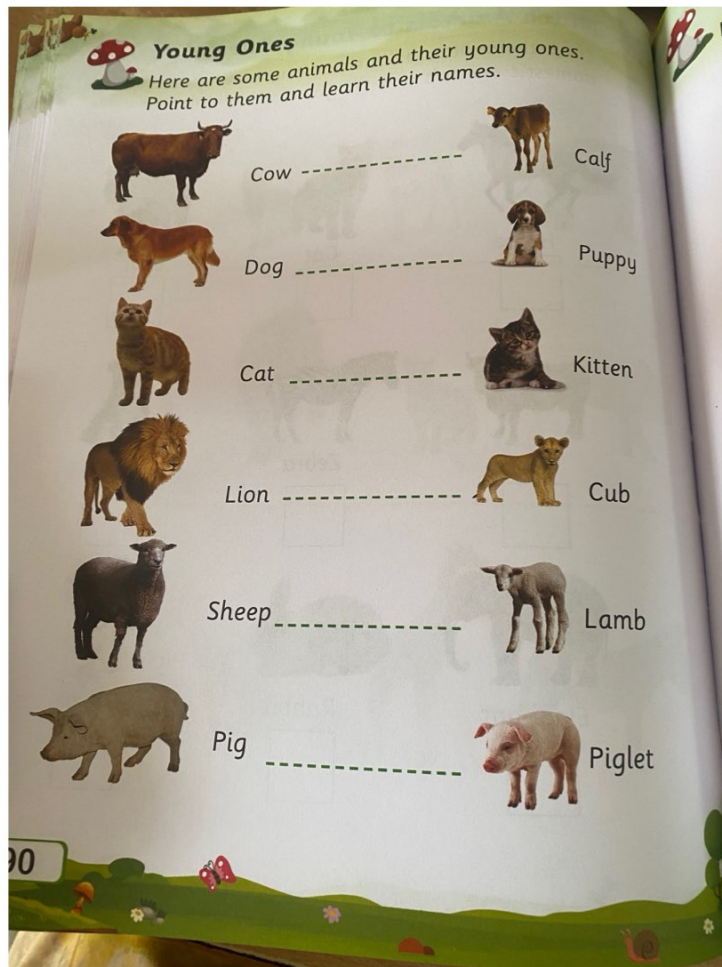
88

Mark the Animals

Look at the pictures of the animals. Write 'D' for domestic animals and 'W' for wild animals.

 Horse <input type="checkbox"/>	 Cat <input type="checkbox"/>	 Lion <input type="checkbox"/>
 Cow <input type="checkbox"/>	 Zebra <input type="checkbox"/>	 Dog <input type="checkbox"/>
 Elephant <input type="checkbox"/>	 Rabbit <input type="checkbox"/>	 Tiger <input type="checkbox"/>

89



4) Animals

Paste Wool on the Sheep

Let us cover the sheep with wool by pasting cotton balls.



45

Uses of Animals

Animals help us in different ways.



We get wool from sheep.



Donkeys carry loads.



We get eggs from hens.



We get milk from animals like buffaloes, goats and cows.



Dogs guard our houses.

92

Reflection

	Suggested questions to test the key concept(s)	Key Concept(s)	R
1	Can you name any three domestic animals?	Day 1 - Know examples of domestic animals	
2	Can you name any three wild animals?	Day 1 - Know examples of forest animals	
3	Can you name the young one of a sheep?	Day 2 - Know about the young ones of animals	
4	Can you name any two ways in which animals help us?	Day 4 - Know about the uses of animals	

Lesson Overview – 18: Birds

Day and Planned Date	Page No.	KC No.	Daily Learning Outcome(s)	Teaching Strategies	Resources	Practice	Teacher's N
1 DD/MM/YYYY	88	18.a	<ul style="list-style-type: none"> Know the different types of birds 	<ul style="list-style-type: none"> Circle Time Reading Aloud 	<ul style="list-style-type: none"> TB IMAX Flashcards of Birds 	—	
2 DD/MM/YYYY	89	18.b	<ul style="list-style-type: none"> Match the birds to their names 	<ul style="list-style-type: none"> Circle Time Practice 	<ul style="list-style-type: none"> TB IMAX Flashcards of Birds 	TB: Pg. 89	
3 DD/MM/YYYY	88	18.a	<ul style="list-style-type: none"> Revise the names of different types of birds 	<ul style="list-style-type: none"> Circle Time Reading Aloud 	<ul style="list-style-type: none"> TB Stories Book IMAX Augmented Reality Cards of hen and parrot 	—	
4 DD/MM/YYYY	88	18.b	<ul style="list-style-type: none"> Revise by practising examples of different types of birds 	<ul style="list-style-type: none"> Circle Time Activity 	<ul style="list-style-type: none"> TB AB White tissue paper Glue Black and orange crayons 	AB: Pg. 39	

18) Birds

Types of Birds

Here are a few birds that can fly. Point to each picture and say the name aloud.



Eagle



Crow



Parrot



Pigeon

Here are a few birds that cannot fly. Point to each picture and say the name aloud.



Hen



Ostrich



Kiwi

Here are a few birds that can swim. Point to each picture and say the name aloud.



Duck



Swan



Penguin

Match Birds to Names

Match the pictures of the birds to their names by drawing lines.



Hen


Parrot

Ostrich

Crow

Duck

Penguin



Lesson Overview – 19: Insects and Reptiles							
Day and Planned Date	Page No.	KC No.	Daily Learning Outcome(s)	Teaching Strategies	Resources	Practice	
1 DD/MM/YYYY	90	19.a	<ul style="list-style-type: none"> Know the different types of insects 	<ul style="list-style-type: none"> Circle Time Reading Aloud 	<ul style="list-style-type: none"> TB Rhymes Book IMAX Flashcards of Insects IMAX Augmented Reality Cards of butterfly and ladybug 	-	
2 DD/MM/YYYY	90	19.a	<ul style="list-style-type: none"> Know the different types of reptiles 	<ul style="list-style-type: none"> Circle Time Reading Aloud 	<ul style="list-style-type: none"> TB IMAX Flashcards of Reptiles IMAX Augmented Reality Cards of snake and turtle 	-	
3 DD/MM/YYYY	91	19.a	<ul style="list-style-type: none"> Identify the different types of insects and reptiles 	<ul style="list-style-type: none"> Circle Time Practice 	<ul style="list-style-type: none"> IMAX Flashcards of Insects and Reptiles TB 	TB: Pg. 91	
4 DD/MM/YYYY	90	19.a	<ul style="list-style-type: none"> Revise the different types of insects and reptiles 	<ul style="list-style-type: none"> Circle Time Activity 	<ul style="list-style-type: none"> AB Rhymes Book 	AB: Pg. 41	

19) Insects and Reptiles



Types of Insects and Reptiles

Here are a few insects that live around us. Point to each picture and say the name aloud.



Honey Bee



Grasshopper



Butterfly



Ant



Spider



Ladybug



Cockroach



Mosquito

Here are some reptiles that we see around us and in a zoo.



Snake



Turtle



Crocodile



Lizard

6

Mark Insects and Reptiles

Cross (X) the insects and tick (✓) the reptiles.



Snake

☐


Grasshopper

☐


Butterfly

☐


Cockroach

☐


Spider

☐


Crocodile

☐


Turtle

☐


Ladybug

☐


Mosquito

☐


Ant

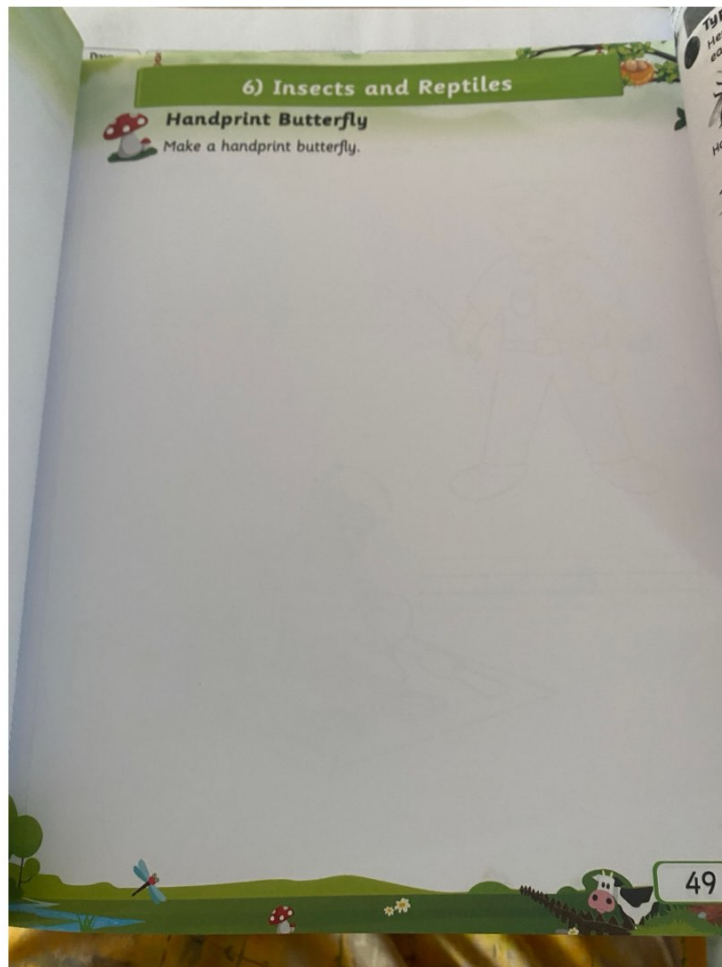
☐


Lizard

☐


Honey Bee

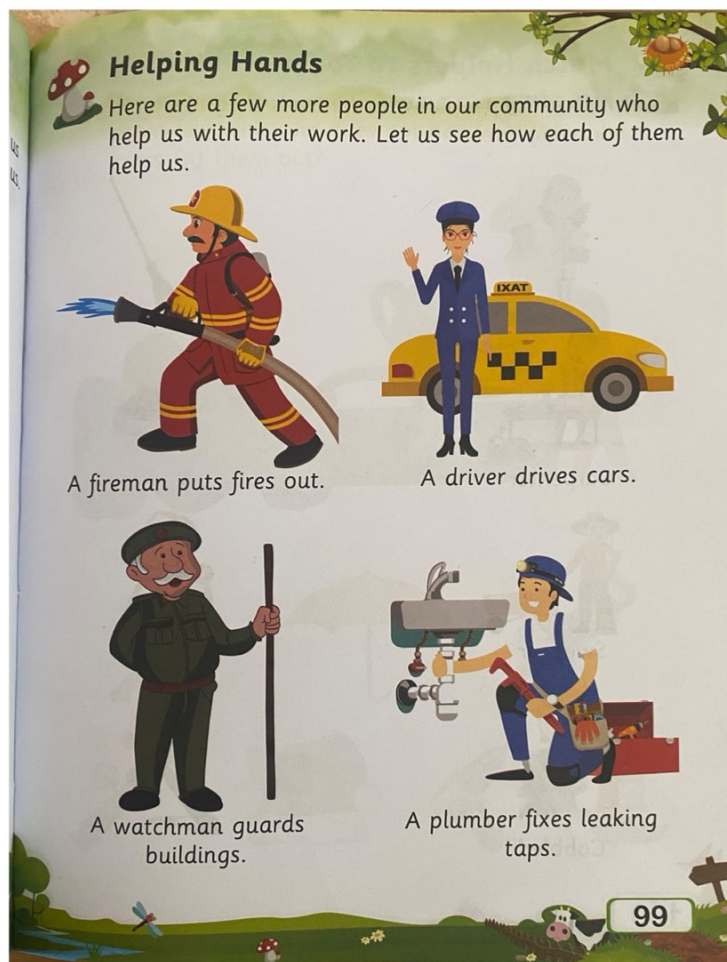
☐



Reflection		
Suggested questions to test the key concept(s)		Key Concept(s)
1	Can you name any two reptiles?	Day 2 - Know examples of different insects and reptiles


Lesson Overview – 20: People Who Help Us


Day and Planned Date	Page No.	KC No.	Daily Learning Outcome(s)	Teaching Strategies	Resources	Practice
1 DD/MM/YYYY	92	20.a	• Introduce the people who help us	• Circle Time • Reading Aloud	• Rhymes Book • TB • IMAX Flashcards of Professions	—
2 DD/MM/YYYY	93	20.a	• Know about the people who help us	• Circle Time • Reading Aloud	• TB • Rhymes Book • IMAX Flashcards of Professions	—
3 DD/MM/YYYY	94	20.b	• Match the different tools used by people who help us	• Circle Time • Practice	• TB • IMAX Flashcards of Tools	TB: Pg. 94
4 DD/MM/YYYY	95	20.a	• Recognise the correct community helpers	• Circle Time • Practice	• TB	TB: Pg. 95
5 DD/MM/YYYY	96	20.a	• Identify the people who help us	• Practice	• TB • IMAX Flashcards of Professions	TB: Pg. 96




Match Helpers to Tools


Match the people with the tools they use by drawing lines.







Doctor






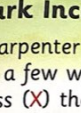
Carpenter









Sweeper





Cobbler

100

Mark Incorrect Tools

A carpenter is at work. Among these tools, there are a few which he does not need. Can you cross (X) them out?












101

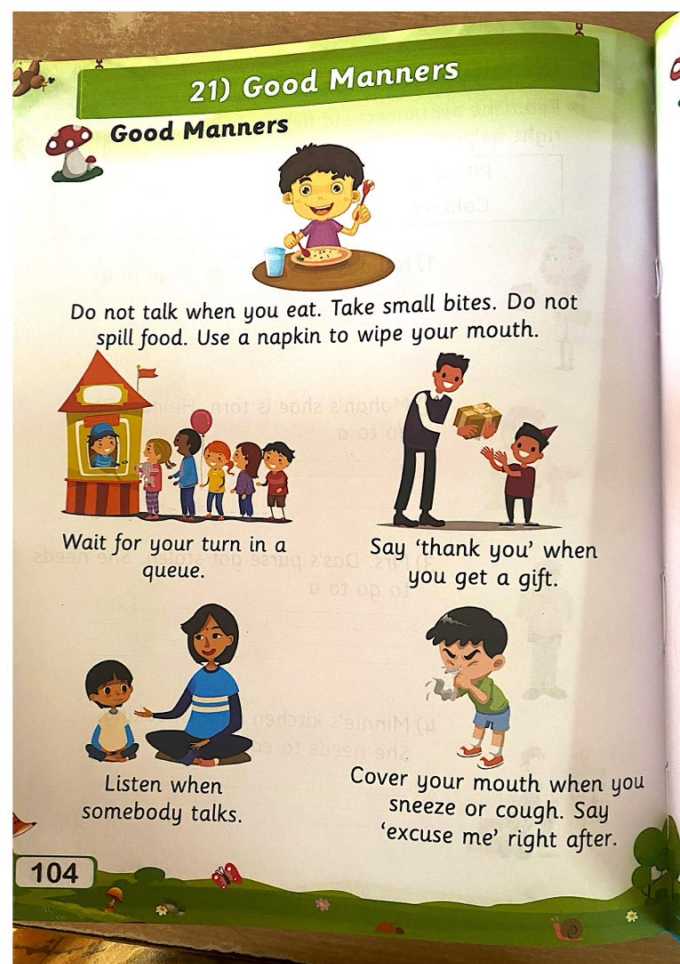


Reflection

	Suggested questions to test the key concept(s)	Key Concept(s)
1	Who guards buildings?	Day 2 - Know about the following people who help us: Carpenter, Farmer, Sweeper, Fireman, Driver Watchman, Plumber
2	Which tools will a carpenter use to make furniture?	Day 3 - Know about the tools people who help us use

Lesson Overview – 21: Good Manners

Day and Planned Date	Page No.	KC No.	Daily Learning Outcome(s)	Teaching Strategies	Resources	Practice
1 DD/MM/YYYY	97	21.a	<ul style="list-style-type: none"> Know the different good manners 	<ul style="list-style-type: none"> Circle Time Reading Aloud 	<ul style="list-style-type: none"> TB 	–
2 DD/MM/YYYY	98	21.a	<ul style="list-style-type: none"> Choose the correct good manners 	<ul style="list-style-type: none"> Practice 	<ul style="list-style-type: none"> TB 	TB: Pg. 98
3 DD/MM/YYYY	99	21.b	<ul style="list-style-type: none"> Know about the value of respecting elders 	<ul style="list-style-type: none"> Circle Time 	<ul style="list-style-type: none"> TB 	–
4 DD/MM/YYYY	100	21.b	<ul style="list-style-type: none"> Know about the value of sharing with each other 	<ul style="list-style-type: none"> Circle Time Reading Aloud 	<ul style="list-style-type: none"> TB Stories Book IMAX Face Masks of Lion and Mouse 	–
5 DD/MM/YYYY	101	21.b	<ul style="list-style-type: none"> Identify the good values 	<ul style="list-style-type: none"> Practice 	<ul style="list-style-type: none"> TB 	TB: Pg. 101
6 DD/MM/YYYY	102	21.b	<ul style="list-style-type: none"> Choose the good values 	<ul style="list-style-type: none"> Practice Activity 	<ul style="list-style-type: none"> TB 	TB: Pg. 102 AB: Pg. 45





Choose the Correct Answers

Tick (✓) the correct statements and cross (X) the incorrect statements.



- 1) We should use a napkin while we eat. ☐
- 2) We should not share food with our friends. ☐
- 3) We should not spill food while we eat. ☐
- 4) We should chew food with our mouths closed. ☐

8) Good Manners



Colour the Pictures

Discuss what values these pictures show. Colour the pictures.





Understanding Values

Care and respect people around us.

Respect and help elders.



Share and care.

I am hungry.



Tina, we can share this sandwich.

06



Practising Values

Help and do your chores.



Siya helps her teachers in class.



Manu helps his dad in household chores.



Anam helps her mom in the kitchen.



Sammy helps his friends.

107



Reflection		
	Suggested questions to test the key concept(s)	Key Concept(s)
1	What should we do when we sneeze?	Day 2 - Know about different good manners
2	How can you help your teacher in the classroom?	Day 4 - Know about the following values: Respect, Share and Care, Help

Lesson Overview – 22: Save Our Planet

Day and Planned Date	Page No.	KC No.	Daily Learning Outcome(s)	Teaching Strategies	Resources	Practice	Teacher
1 DD/MM/YYYY	103	22.a	• Know the different ways to save our planet	• Circle Time • Reading Aloud	• Globe/ A picture of the Earth • TB	—	
2 DD/MM/YYYY	104	22.a	• Identify the correct actions to save our planet	• Practice	• TB	TB: Pg. 104	
3 DD/MM/YYYY	103	22.a	• Revise by sticking pictures of helpful and harmful actions for our planet	• Activity	• TB • AB	AB: Pg. 47	
4 DD/MM/YYYY	103	22.a	• Revise the different ways to save our planet	• Circle Time	• TB	—	
5 DD/MM/YYYY	103	22.a	• Identify things which can be recycled and reused	• Activity	• TB	—	
6 DD/MM/YYYY	103	22.a	• Revise the different ways in which we can save our planet	• Questioning	• TB	—	

	Names	Teacher
Handhold Learners		
Challenge Learners		

Page 288

22) Save Our Planet

I Take Care of the Earth



We live on planet Earth. We need to take care of the Earth. Here are a few things we can do to protect it.



Do not waste paper.



Recycle and reuse paper and plastic.



Plant trees.



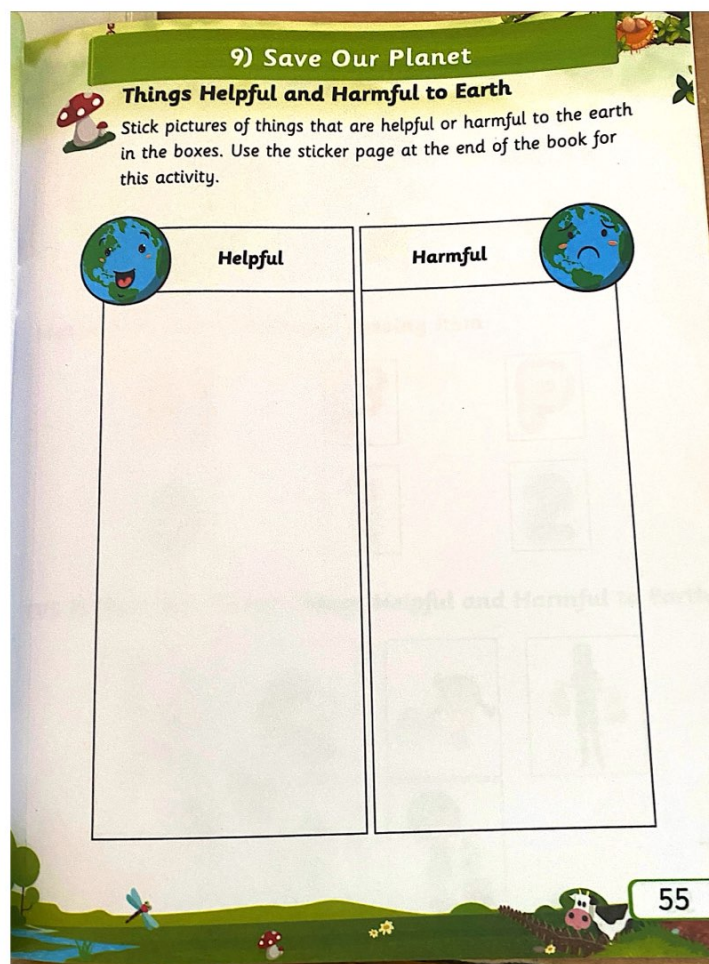

Do not waste water.



Turn off the lights and fans when not needed.



Reduce the use of motor vehicles. Walk and cycle whenever you can.



Reflection

Suggested questions to test the key concept(s)

Key Concept(s)

1

Can you name two actions which are good for the Earth?

Day 3 - Know about actions that help our environment and those that are harmful