

<


Class - NURSERY MATHS PLANNER TERM - 2 SESSION- 2025-26



**Formative
Assessment 2
Numbers 6 to 10**

**Formative
Assessment 3
Revise 1 to 10
Positions**

**Summative
Assessment 2
Numbers 1 to 10
Positions
Patterns**



Day and Planned Date	Page No.	KC No.	Daily Learning Outcome(s)	Teaching Strategies	Resources	Practice	Teacher's Notes
6 DD/MM/YYYY	46-48	3.a 3.b 3.c	<ul style="list-style-type: none"> Recognise and count the number 9 Revise counting the number 9 Practise tracing the number 9 	<ul style="list-style-type: none"> Demonstration Practice 	<ul style="list-style-type: none"> TB IMAX Mini Chart of Numbers Buttons PN 	TB: Pgs. 47-48 PN: Pg. 16	
7 DD/MM/YYYY	49-51	3.a 3.b 3.c	<ul style="list-style-type: none"> Recognise and count the number 10 Revise counting the number 10 Practise tracing the number 10 	<ul style="list-style-type: none"> Demonstration Practice 	<ul style="list-style-type: none"> TB IMAX Mini Chart of Numbers Buttons PN 	TB: Pgs. 50-51 PN: Pg. 17	
8 DD/MM/YYYY	52	3.a 3.b 3.c	<ul style="list-style-type: none"> Revise the numbers from 6 to 10 	<ul style="list-style-type: none"> Circle Time 	<ul style="list-style-type: none"> TB IMAX Mini Chart of Numbers Blank sheets of paper Picture of a rainbow 	—	
9 DD/MM/YYYY	52	3.a 3.b 3.c	<ul style="list-style-type: none"> Revise the numbers from 6 to 10 	<ul style="list-style-type: none"> Circle Time Activity 	<ul style="list-style-type: none"> TB IMAX Mini Chart of Numbers AB 	AB: Pg. 27	
10 DD/MM/YYYY	52	3.a 3.b 3.c	<ul style="list-style-type: none"> Revise the numbers from 6 to 10 	<ul style="list-style-type: none"> Circle Time Practice 	<ul style="list-style-type: none"> TB IMAX Mini Chart of Numbers PN Crayons Basket 	PN: Pg. 5	

Day and Planned Date	Page No.	KC No.	Daily Learning Outcome(s)	Teaching Strategies	Resources	Practice	Teacher's Notes
11 DD/MM/YYYY	52	3.a 3.b 3.c	<ul style="list-style-type: none"> Revise the numbers from 6 to 10 	<ul style="list-style-type: none"> Circle Time Activity 	<ul style="list-style-type: none"> TB IMAX Mini Chart of Number AB Bindis 	AB: Pg. 29	
12 DD/MM/YYYY	53	3.a 3.b 3.c	<ul style="list-style-type: none"> Revise the numbers from 6 to 10 	<ul style="list-style-type: none"> Practice 	<ul style="list-style-type: none"> TB 	TB: Pg. 53	

	Names	Teacher's Notes
Handhold Learners		
Challenge Learners		




Number 6

Count the number of objects. Read the number aloud.



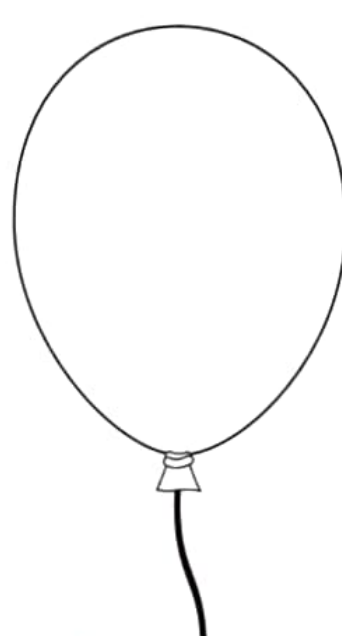
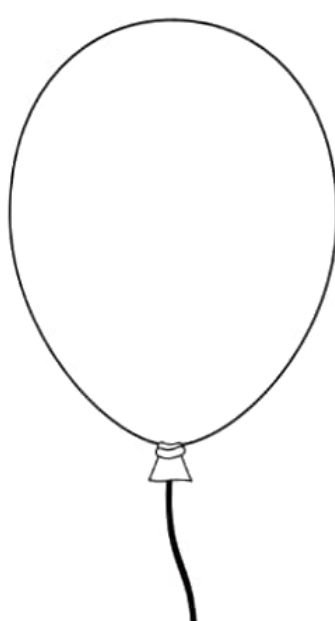
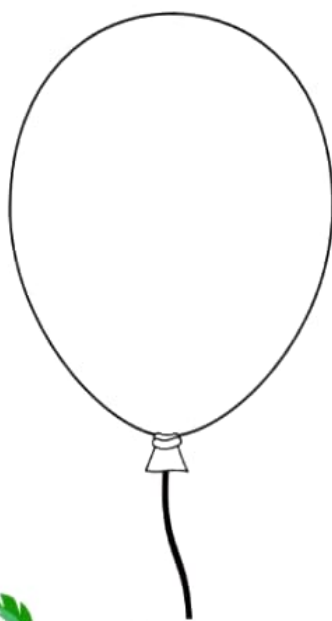
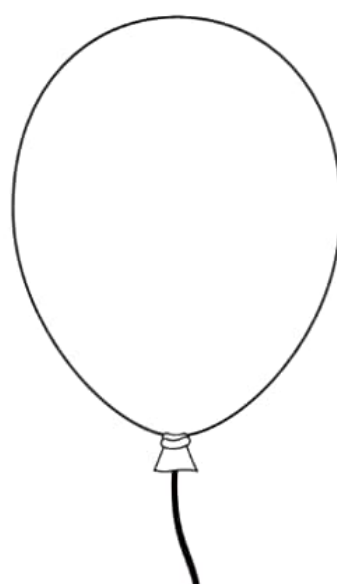
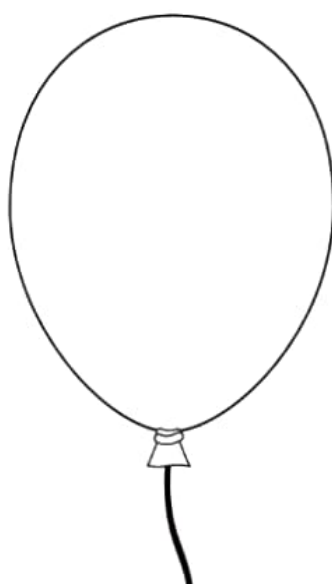
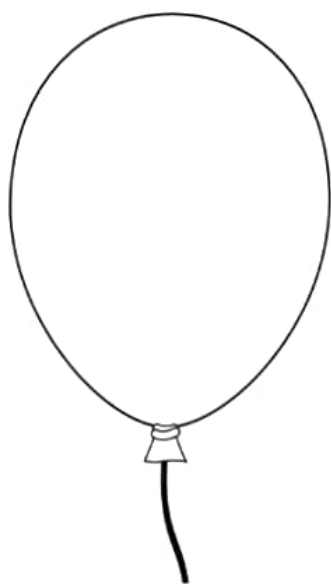
6





Counting Number 6

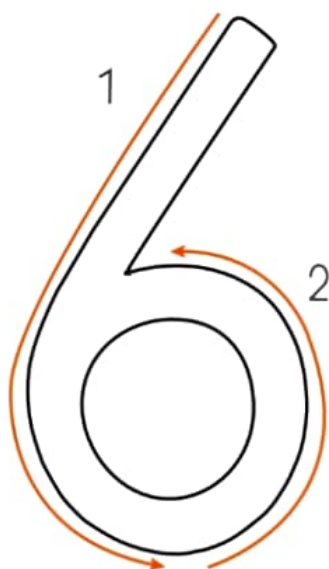
Count and colour the objects.





Practise Number 6

Trace the number in the given direction with a crayon.



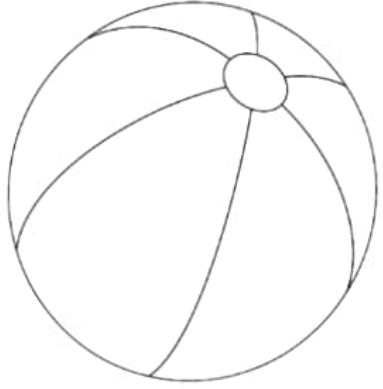
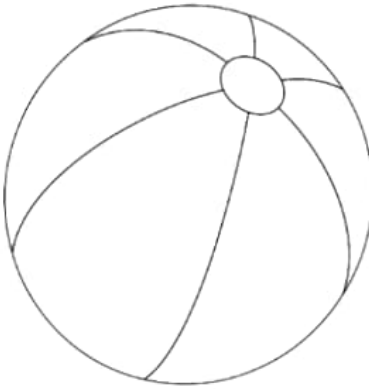
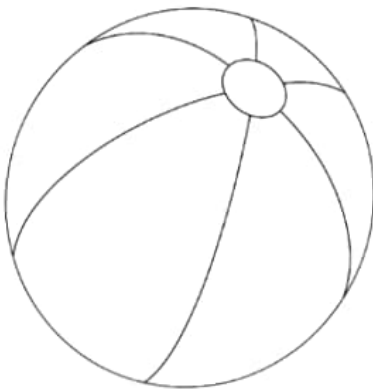
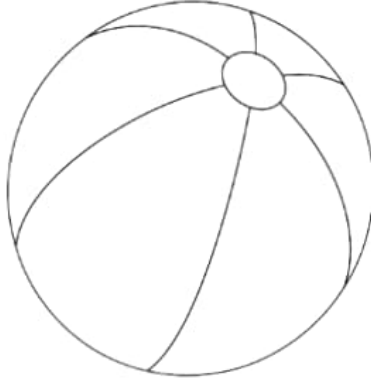
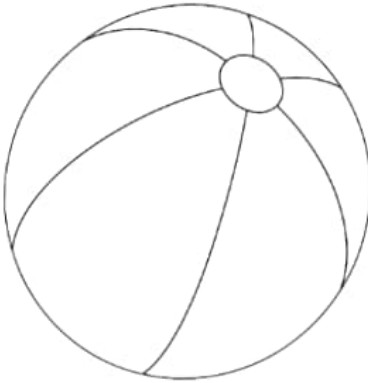
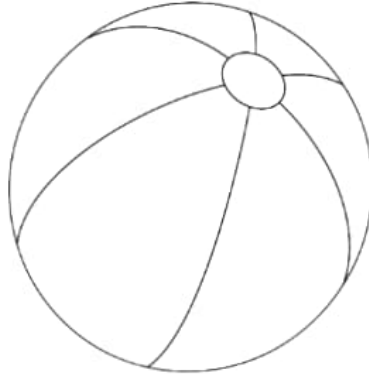
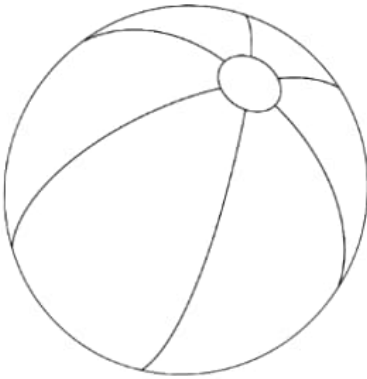
Trace the dots to form the number.





Counting Number 7

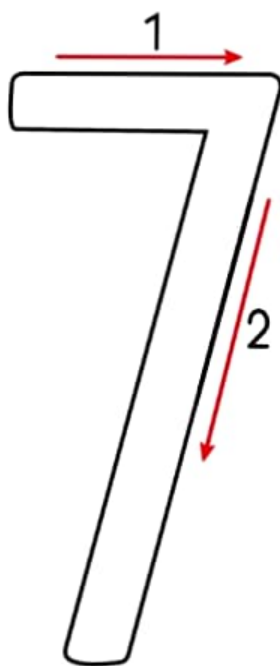
Count and colour the objects.






Practise Number 7

Trace the number in the given direction with a crayon.



Trace the dots to form the number.



7	7	7	7	7
7	7	7	7	7
7	7	7	7	7
7	7	7	7	7





Number 8

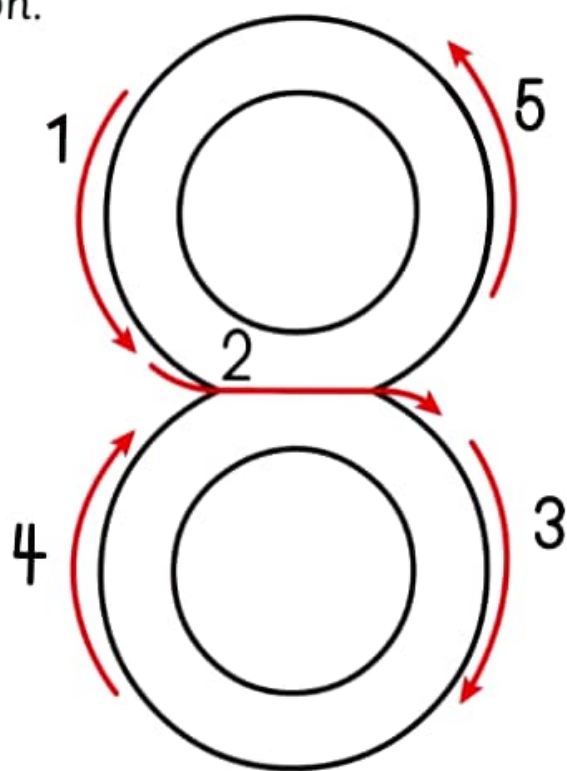
Count the number of objects. Read the number aloud.





Practise Number 8

Trace the number in the given direction with a crayon.




Trace the dots to form the number.



Counting Number 9

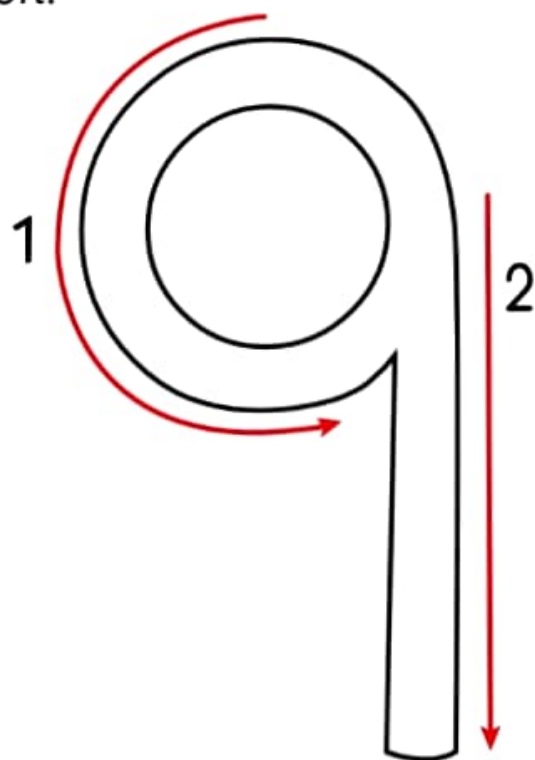
Count and colour the objects.





Practise Number 9

Trace the number in the given direction with a crayon.



Trace the dots to form the number.

9	9	9	9	9
9	9	9	9	9
9	9	9	9	9
9	9	9	9	9





Number 10

Count the number of objects. Read the number aloud.



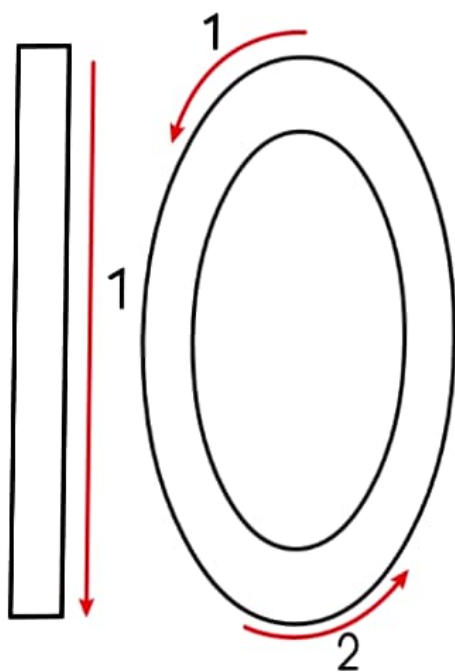
10





Practise Number 10

Trace the number in the given direction with a crayon.



Trace the dots to form the number.





Numbers: 6 to 10

Count the number of objects in each row. Read the numbers aloud.

6



7



8



9



10









Let Us Count

Count each group of insects in the garden and write the numbers in the boxes.



 <input data-bbox="338 1018 447 1113" type="text"/>	 <input data-bbox="813 1018 922 1113" type="text"/>
 <input data-bbox="343 1480 453 1575" type="text"/>	 <input data-bbox="813 1480 922 1575" type="text"/>



Reflection

	Suggested questions to test the key concept(s)	Key Concept(s)	Remarks
1	How many fruits are in the bowl? (Draw a bowl with 7 fruits in it on the board)	Day 10 - Match corresponding number of objects to the given number (6-10)	
2	Count the toes on your feet.	Day 11 - Recognise the numbers from 1-10 on sight	
3	Write the numbers 8 and 10 on the board.	Day 12 - Practise tracing the numbers from 1 to 10	

Lesson Review

What went well:

What to improve:

Progress Passbook

Carried Forward

This lesson

Till now

A _____

A _____

B _____

B _____

C _____

C _____

Planned Days

12

Actual Days

A _____

B _____

C _____

Speed Up

↑ days A _____

B _____

C _____

Slow Down

↓ days A _____

B _____

C _____

Co-ordinator Signature

Lesson Overview - 4: Revise Numbers: 1 to 10

Day and Planned Date	Page No.	KC No.	Daily Learning Outcome(s)	Teaching Strategies	Resources	Practice	Teacher's Notes
1 DD/MM/YYYY	54	4.a 4.b	<ul style="list-style-type: none"> Recognise and revise numbers 1 to 5 by reading aloud 	<ul style="list-style-type: none"> Reading Aloud 	<ul style="list-style-type: none"> TB 	—	
2 DD/MM/YYYY	54	4.a 4.b	<ul style="list-style-type: none"> Revise numbers 1 to 5 by reading aloud and joining the dots to complete picture 	<ul style="list-style-type: none"> Practice 	<ul style="list-style-type: none"> TB PN Newspaper 	PN: Pg. 18	
3 DD/MM/YYYY	55	4.a 4.b	<ul style="list-style-type: none"> Recognise and revise numbers 6 to 10 by reading aloud 	<ul style="list-style-type: none"> Reading Aloud 	<ul style="list-style-type: none"> TB 	—	
4 DD/MM/YYYY	55	4.a 4.b	<ul style="list-style-type: none"> Revise numbers 6 to 10 by reading aloud and joining the dots to complete picture 	<ul style="list-style-type: none"> Practice 	<ul style="list-style-type: none"> TB PN 	PN: Pg. 20	
5 DD/MM/YYYY	56	4.b 4.c	<ul style="list-style-type: none"> Recognise and revise numbers 1 to 10 by tracing the numbers 	<ul style="list-style-type: none"> Practice 	<ul style="list-style-type: none"> TB IMAX Activity Sheet 2 'Numbers 1 to 10' 	TB: Pg. 56	
6 DD/MM/YYYY	56	4.a 4.b	<ul style="list-style-type: none"> Revise numbers 1 to 10 by joining dots to complete the picture 	<ul style="list-style-type: none"> Circle Time Activity 	<ul style="list-style-type: none"> TB AB Rhymes Book 	AB: Pg. 31	
7 DD/MM/YYYY	57	4.b	<ul style="list-style-type: none"> Revise numbers 1 to 10 by helping the dog find the bone 	<ul style="list-style-type: none"> Activity Practice 	<ul style="list-style-type: none"> TB PN 	TB: Pg. 57 PN: Pg. 21	

Day and Planned Date	Page No.	KC No.	Daily Learning Outcome(s)	Teaching Strategies	Resources	Practice	Teacher's Notes
8	58	4.c	<ul style="list-style-type: none"> Revise numbers 1 to 5 by tracing, writing and colouring the numbers 	<ul style="list-style-type: none"> Activity 	<ul style="list-style-type: none"> TB 	TB: Pg. 58	
9	58	4.b	<ul style="list-style-type: none"> Revise numbers 1 to 5 by joining dots to complete the picture 	<ul style="list-style-type: none"> Practice 	<ul style="list-style-type: none"> TB PN 	PN: Pg. 19	
10	59	4.c	<ul style="list-style-type: none"> Revise numbers 6 to 10 by tracing, writing and colouring the numbers 	<ul style="list-style-type: none"> Activity 	<ul style="list-style-type: none"> TB 	TB: Pg. 59	
11	59	4.b	<ul style="list-style-type: none"> Revise numbers 6 to 10 by joining dots to complete the picture 	<ul style="list-style-type: none"> Practice 	<ul style="list-style-type: none"> TB PN 	PN: Pg. 22	
12	56	4.a 4.b	<ul style="list-style-type: none"> Recognise and revise numbers 1 to 10 by joining dots to complete the picture 	<ul style="list-style-type: none"> Activity 	<ul style="list-style-type: none"> TB PN 	PN: Pg. 23	
13	56	4.a 4.b	<ul style="list-style-type: none"> Recognise and revise numbers 1 to 10 by joining dots to complete the picture 	<ul style="list-style-type: none"> Circle Time Activity 	<ul style="list-style-type: none"> TB Rhymes Book PN 	PN: Pg. 24	

	Names	Teacher's Notes
Handhold Learners		
Challenge Learners		

4) Revise Numbers: 1 to 10




Numbers: 1 to 5

Count the objects in each row and read the numbers aloud.

1



2




3



4



5





Numbers: 6 to 10


Count the objects in each row and read the numbers aloud.



6



7



8



9



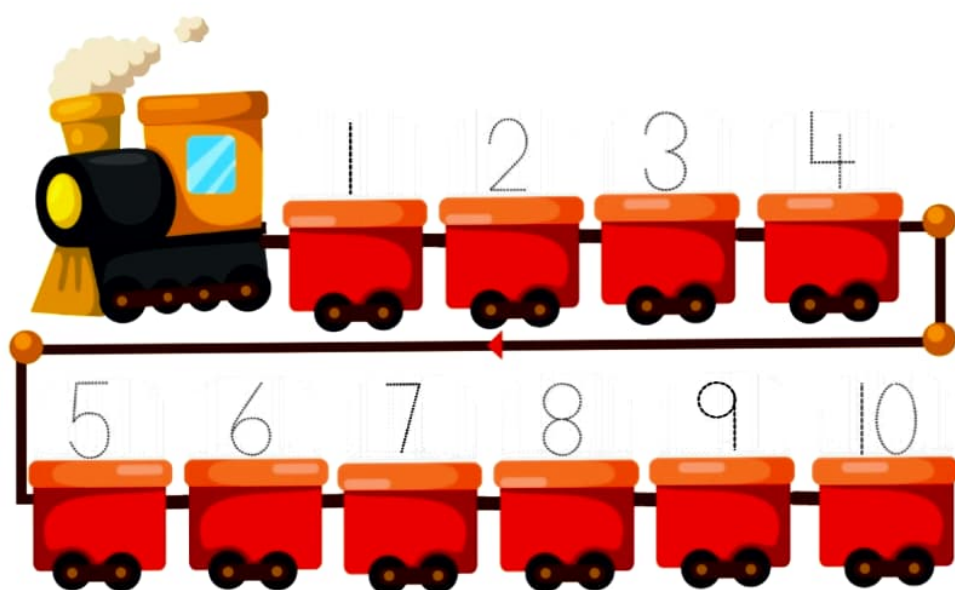
10





The Number Train

Trace the numbers from 1 to 10 in order to complete the number train.





Trace, Write and Colour

In each row, trace and write the number in the given box. Colour the same number of circles.

Trace	Write	Colour the Circles				
1		○	○	○	○	○
2		○	○	○	○	○
3		○	○	○	○	○
4		○	○	○	○	○
5		○	○	○	○	○





Trace, Write and Colour

In each row, trace and write the number in the given boxes. Colour the same number of circles.



Trace	Write	Colour the Circles				
6		○	○	○	○	○
		○	○	○	○	○
7		○	○	○	○	○
		○	○	○	○	○
8		○	○	○	○	○
		○	○	○	○	○
9		○	○	○	○	○
		○	○	○	○	○
10		○	○	○	○	○
		○	○	○	○	○



Reflection

Suggested questions to test the key concept(s)		Key Concept(s)	Remarks
1	How many fruits are in the bowl? (Draw a bowl with 4 fruits in it)	Day 2 - Revise matching corresponding number of objects to the given number (1-10)	
2	Identify the numbers on the board. (Write 3, 5, 7 and 9 on the board)	Day 6 - Recognise numbers 1-10 on sight	
3	Trace numbers 2, 4, 6, 8 and 10 on the board (Add dotted numbers for learners to trace.)	Day 13 - Practice tracing of numbers 1-10	

Lesson Review
What went well:
What to improve:

Progress Passbook		
Carried Forward <div style="display: flex; justify-content: space-between;"> <div style="width: 45%;"> This lesson A _____ B _____ C _____ </div> <div style="width: 45%;"> Till now A _____ B _____ C _____ </div> </div>	Planned Days 13	Actual Days A _____ B _____ C _____
Speed Up ↑ days A _____ B _____ C _____	Slow Down ↓ days A _____ B _____ C _____	Co-ordinator Signature <div style="height: 40px;"></div>

Lesson Overview - 6: Positions

Day and Planned Date	Page No.	KC No.	Daily Learning Outcome(s)	Teaching Strategies	Resources	Practice	Teacher's Notes
1 DD/MM/YYYY	69	6.a	<ul style="list-style-type: none"> Know the concept of 'up' and 'down' 	<ul style="list-style-type: none"> Demonstration Circle Time 	<ul style="list-style-type: none"> TB 	—	
2 DD/MM/YYYY	70	6.a	<ul style="list-style-type: none"> Distinguish between 'up' and 'down' 	<ul style="list-style-type: none"> Activity Practice 	<ul style="list-style-type: none"> TB 	TB: Pg. 70	
3 DD/MM/YYYY	69	6.a	<ul style="list-style-type: none"> Revise distinguishing between 'up' and 'down' positions 	<ul style="list-style-type: none"> Circle Time 	<ul style="list-style-type: none"> TB Rhymes Book 	—	
4 DD/MM/YYYY	69	6.a	<ul style="list-style-type: none"> Revise distinguishing between 'up' and 'down' positions 	<ul style="list-style-type: none"> Demonstration 	<ul style="list-style-type: none"> TB 	—	
5 DD/MM/YYYY	69	6.a	<ul style="list-style-type: none"> Revise distinguishing between 'up' and 'down' positions 	<ul style="list-style-type: none"> Activity Practice 	<ul style="list-style-type: none"> TB AB 	AB: Pg. 21	
6 DD/MM/YYYY	71	6.b	<ul style="list-style-type: none"> Know the concept of 'left' and 'right' 	<ul style="list-style-type: none"> Demonstration Circle Time 	<ul style="list-style-type: none"> TB 	—	
7 DD/MM/YYYY	72	6.b	<ul style="list-style-type: none"> Distinguish between 'left' and 'right' 	<ul style="list-style-type: none"> Activity Practice 	<ul style="list-style-type: none"> TB 	TB: Pg. 72	
8 DD/MM/YYYY	71	6.b	<ul style="list-style-type: none"> Revise distinguishing between 'left' and 'right' positions 	<ul style="list-style-type: none"> Circle Time 	<ul style="list-style-type: none"> TB Rhymes Book 	—	

Day and Planned Date	Page No.	KC No.	Daily Learning Outcome(s)	Teaching Strategies	Resources	Practice	Teacher's Notes
9 DD/MM/YYYY	71	6.b	• Revise distinguishing between 'left' and 'right' positions	• Activity • Practice	• TB • AB	AB: Pg. 23	
10 DD/MM/YYYY	71	6.b	• Revise distinguishing between 'left' and 'right' positions	• Circle Time • Activity	• TB	—	
11 DD/MM/YYYY	73	6.c	• Know the concept of 'near' and 'far'	• Demonstration • Circle Time	• TB	—	
12 DD/MM/YYYY	74	6.c	• Distinguish between 'near' and 'far'	• Activity • Practice	• TB	TB: Pg. 74	
13 DD/MM/YYYY	73	6.c	• Revise distinguishing between 'near' and 'far' positions	• Activity • Practice	• TB	AB: Pg. 25	
14 DD/MM/YYYY	73	6.c	• Revise distinguishing between 'near' and 'far' positions	• Demonstration	• TB	—	
15 DD/MM/YYYY	73	6.c	• Revise distinguishing between 'near' and 'far' positions	• Circle Time • Activity	• TB	—	

	Names	Teacher's Notes
Handhold Learners		
Challenge Learners		

6) Positions



Up and Down

Look at the pictures. They show you the difference between UP and DOWN positions.

UP



DOWN



HANDS UP



HANDS DOWN





Mark Up and Down Positions

Cross (X) the child who is UP. Tick (✓) the child who is DOWN.




Cross (X) the child whose hand is UP. Tick (✓) the child whose hand is DOWN.





Left and Right

Look at the girls in the picture. Which girl is on your LEFT? Which girl is on your RIGHT? Point and say aloud.





Mark Left and Right Objects

Tick (✓) the objects that are on your RIGHT.
Cross (X) the objects that are on your LEFT.


☐
☐

☐
☐


☐
☐

☐
☐




Near and Far


Look at the picture. The toy car is **NEAR** the baby.
The teddy bear is **FAR** away from the baby.





Mark Near and Far Objects

Tick (✓) the puppy that is NEAR the girl. Cross (X) the puppy that is FAR away from the girl.



Reflection

	Suggested questions to test the key concept(s)	Key Concept(s)	Remarks
1	Where is the sky?	Day 4 - Distinguish between up and down positions relative to each other	
2	Show your left hand.	Day 10 - Distinguish between left and right positions relative to each other	
3	Where is the bag? (Point at a bag kept far away from the learners)	Day 14 - Distinguish between near and far positions relative to each other	

Lesson Review

What went well:

What to improve:

Progress Passbook

Carried Forward

This lesson

Till now

A _____

A _____

B _____

B _____

C _____

C _____

Planned Days

15

Actual Days

A _____

B _____

C _____

Speed Up

↑ days A _____

B _____

C _____

Slow Down

↓ days A _____

B _____

C _____

Co-ordinator Signature

Lesson Overview - 7: Patterns

Day and Planned Date	Page No.	KC No.	Daily Learning Outcome(s)	Teaching Strategies	Resources	Practice	Teacher's Notes
1 20.11.2020	75	7.a 7.b	<ul style="list-style-type: none"> Know the concept of 'patterns' 	<ul style="list-style-type: none"> Demonstration Circle Time 	<ul style="list-style-type: none"> TB 	—	
2 21.11.2020	75	7.a 7.b	<ul style="list-style-type: none"> Revise the concept of 'patterns' 	<ul style="list-style-type: none"> Circle Time Activity 	<ul style="list-style-type: none"> TB Straws 	—	
3 22.11.2020	76	7.b 7.c	<ul style="list-style-type: none"> Recognise the 'patterns' to complete the set 	<ul style="list-style-type: none"> Circle Time Practice 	<ul style="list-style-type: none"> TB 	TB: Pg. 76	
4 23.11.2020	75	7.a 7.b 7.c	<ul style="list-style-type: none"> Revise the concept of 'patterns' 	<ul style="list-style-type: none"> Circle Time Activity 	<ul style="list-style-type: none"> TB Activity Sheet 	Activity Sheet 5	
5 24.11.2020	77	7.b 7.c	<ul style="list-style-type: none"> Complete the patterns in the set 	<ul style="list-style-type: none"> Practice 	<ul style="list-style-type: none"> TB 	TB: Pg. 77	
6 25.11.2020	78	7.b	<ul style="list-style-type: none"> Recognise and revise the concept of 'patterns' 	<ul style="list-style-type: none"> Practice 	<ul style="list-style-type: none"> TB 	TB: pg. 78	

Map No.	EC No.	Daily Learning Outcomes	Teaching Strategies	Resources	Practice	Teacher's Notes
61	7.1	• Complete the patterns in each row	• Circle Time • Activity	• 10 • 50	100 Pg. 17	
62	7.1 7.2	• Recognise and complete the patterns	• Practice	• 10	100 Pg. 18	
71	7.1 7.2	• Revise the concept of 'patterns'	• Circle Time • Activity	• 10		
80	7.1 7.2 7.3 7.4	• Revise and make patterns	• Activity	• 10 • Red crayons • Blue crayons • A4 sheet	100 Pg. 80	




	Names	Teacher's Notes
Small learners		
Large learners		

7) Patterns



What Comes Next?

Look at the patterns given below and see what comes next.





What Comes Next?

Look at the patterns given below. Can you guess what comes next?



?



?




?



Colour to Complete the Pattern

Colour the object that comes next in the given pattern in each row.



Reflection

	Suggested questions to test the key concept(s)	Key Concept(s)	Remarks
1	Which object will come next to complete the pattern (Draw a square, a circle, a square)	Day 4 - Know that patterns are repeated designs	
2	Which pattern will come next? (Draw a pen, a book, a pen, a book)	Day 7 - Recognise the pattern in the given set of objects	
3	Draw the next pattern. (Draw a standing line, a sleeping line, a standing line, a sleeping line)	Day 10 - Complete the given patterns	

Lesson Review

What went well:

What to improve:

Progress Passbook

Carried Forward		Planned Days	Actual Days
This lesson	Till now	10	A _____
A _____	A _____		B _____
B _____	B _____		C _____
C _____	C _____		
Speed Up		Slow Down	Co-ordinator Signature
↑ days A _____		↓ days A _____	
B _____		B _____	
C _____		C _____	

Lesson Overview - 3: Numbers

Day and Planned Date	Page No.	KC No.	Daily Learning Outcome(s)	Teaching Strategies	Resources	Practice	Teacher's Notes
1 DD/MM/YYYY	18, 37-38	3.a 3.b	<ul style="list-style-type: none"> Revise counting the numbers from 1 to 5 Recognise and count the number 6 Revise counting the number 6 	<ul style="list-style-type: none"> Demonstration Practice 	<ul style="list-style-type: none"> TB IMAX Mini Chart of Numbers Book Pencil Pen Eraser Bottles Chalk Buttons/Seeds 	TB: Pg. 38	
2 DD/MM/YYYY	39	3.c	<ul style="list-style-type: none"> Practise tracing the number 6 	<ul style="list-style-type: none"> Demonstration Practice 	<ul style="list-style-type: none"> TB PN Newspaper 	TB: Pg. 39 PN: Pg. 13	
3 DD/MM/YYYY	40-41	3.a 3.b	<ul style="list-style-type: none"> Recognise and count the number 7 Revise counting the number 7 	<ul style="list-style-type: none"> Demonstration Practice 	<ul style="list-style-type: none"> TB IMAX Mini Chart of Numbers Buttons Pencils Erasers 	TB: Pg. 41	
4 DD/MM/YYYY	42	3.c	<ul style="list-style-type: none"> Practise tracing the number 7 	<ul style="list-style-type: none"> Demonstration Practice 	<ul style="list-style-type: none"> TB PN Bottles 	TB: Pg. 42 PN: Pg. 14	
5 DD/MM/YYYY	43-45	3.a 3.b 3.C	<ul style="list-style-type: none"> Recognise and count the number 8 Revise counting the number 8 Practise tracing the number 8 	<ul style="list-style-type: none"> Demonstration Practice 	<ul style="list-style-type: none"> TB IMAX Mini Chart of Numbers Buttons PN 	TB: Pgs. 44-45 PN: Pg. 15	